



ST. GREGORIOS COLLEGE KOTTARAKARA

PASS PERCENTAGE ANALYSIS




Average pass percentage of students during last five years

Sl. No.	Year	stuent's appeared	students passed	Percentage
1	2016	370	251	67.84
2	2017	419	281	67.06
3	2018	439	311	70.84
4	2019	403	289	71.71
5	2020	444	304	68.47

Average pass percentage = 69.18



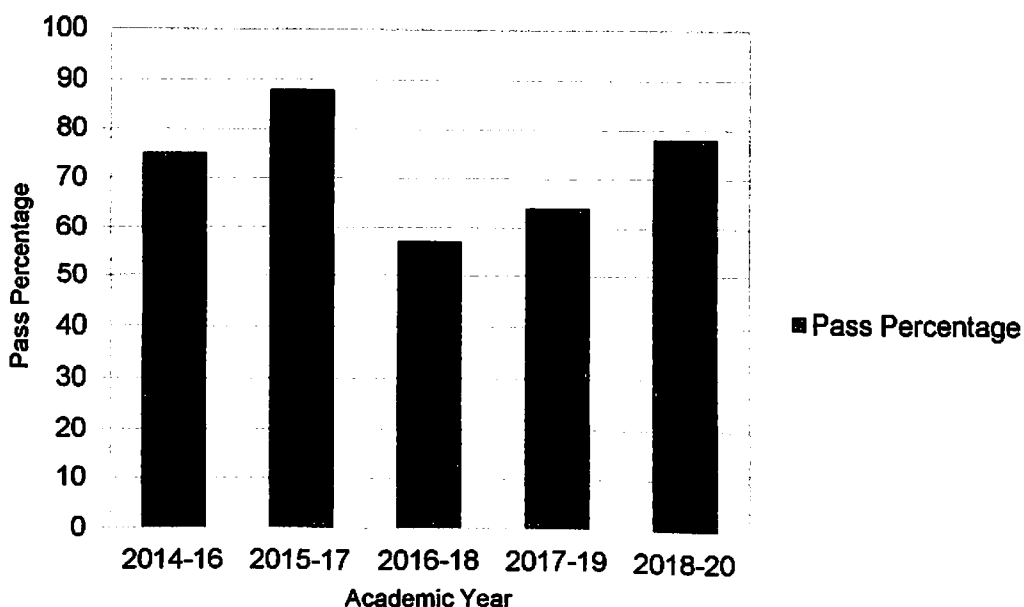

Dr. SUMAN ALEXANDER
PRINCIPAL
ST. GREGORIOS COLLEGE
KOTTARAKARA

DEPARTMENT OF MATHEMATICS
University Result Analysis

Programme : M. Sc. Mathematics

Sl. No.	Year / Batch	No. of students appeared	No. of students passed	Pass Percentage	No. of Distinction	No. of First Class	No. of Second Class	No. of Third Class	Remark
1	2014-16	16	12	75	6	6	Nil	Nil	
2	2015-17	16	14	88	7	7	Nil	Nil	1 CSIR-JRF
3	2016-18	14	8	57	5	3	Nil	Nil	Uty II Rank
4	2017-19	14	9	64	7	2	Nil	Nil	
5	2018-20	18	14	78	14	Nil	Nil	Nil	


MSc Mathematics




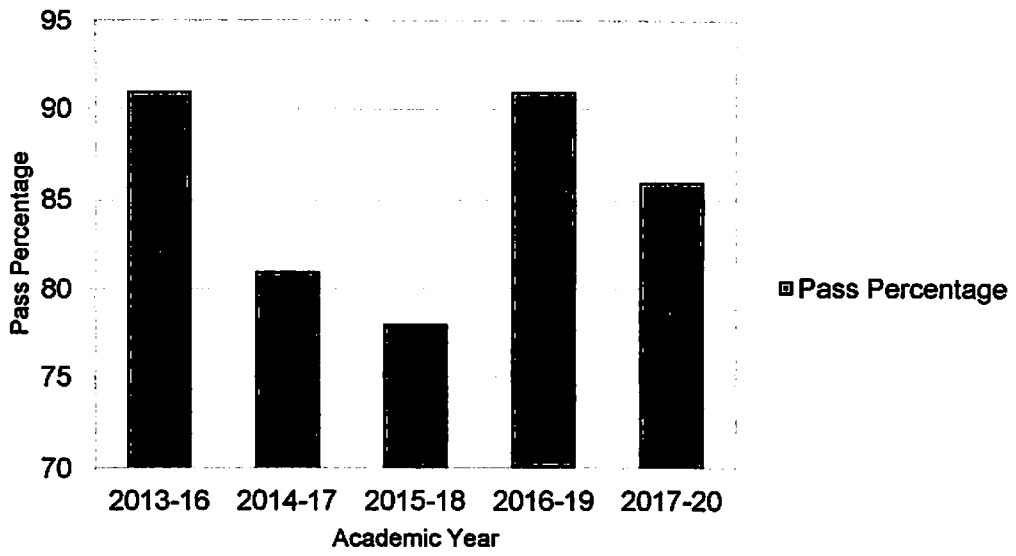
Programme: B. Sc Mathematics


Sl. No.	Year / Batch	No. of students appeared	No. of students passed	Pass Percentage	No. of Distinction	No. of First Class	No. of Second Class	No. of Third Class	Remark
1	2013-16	35	32	91	12	15	5	Nil	
2	2014-17	36	29	81	16	13	Nil	Nil	
3	2015-18	36	28	78	17	8	3	Nil	
4	2016-19	32	29	91	16	11	2	Nil	
5	2017-20	35	30	86	15	15	Nil	Nil	

BSc Mathematics

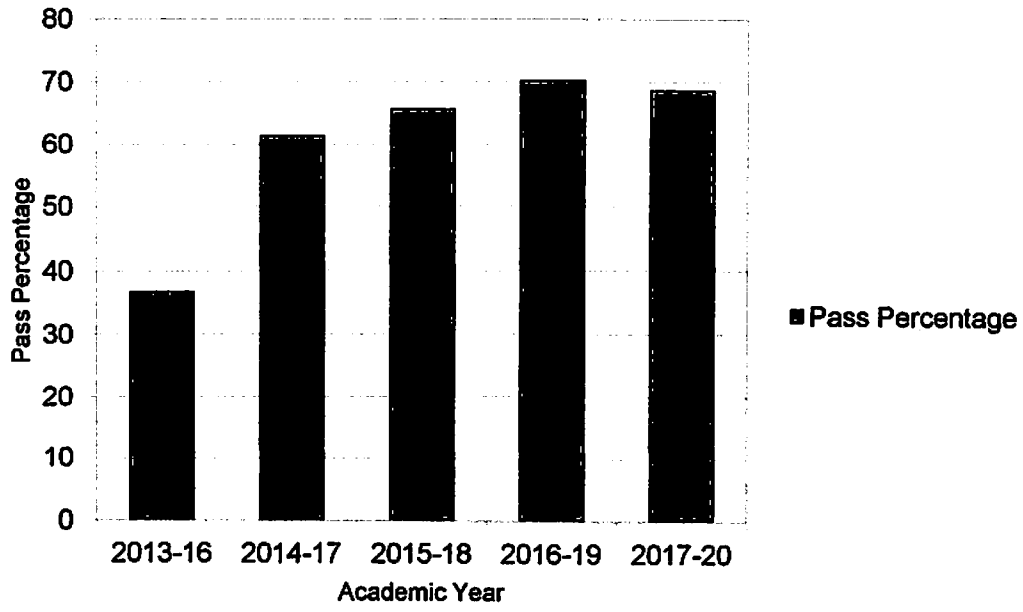



DR. SUMAN ALEXANDER
 PRINCIPAL
 ST. GREGORIOS COLLEGE
 KOTTARAKKOTAM




 Dr. SUMAN ALEXANDER
 PRINCIPAL
 ST. GREGORIOS COLLEGE
 KOTTARAKARA

BSc Physics



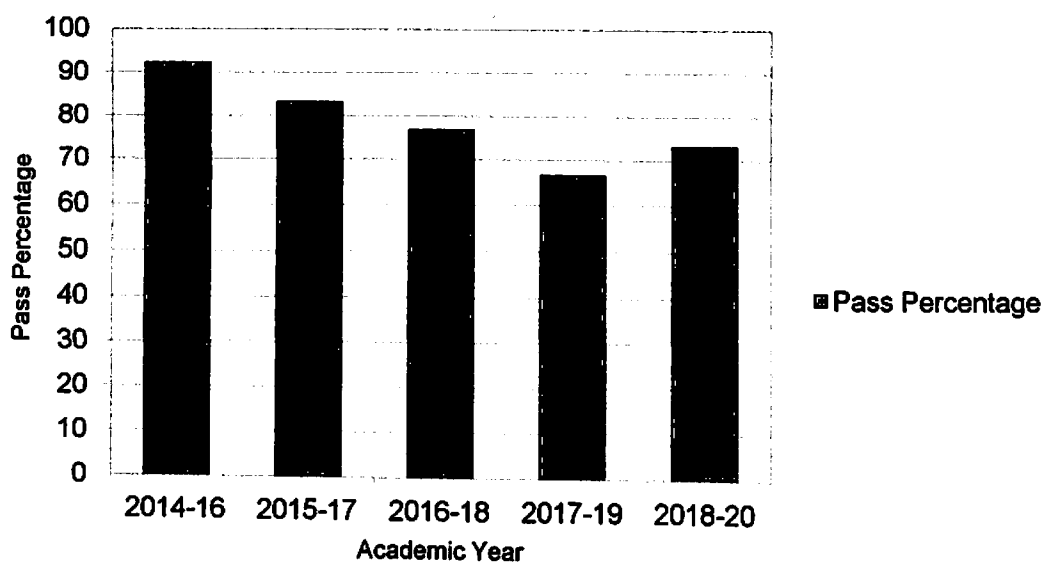
Dr. Suman Alexander
DR. SUMAN ALEXANDER
PRINCIPAL
ST. GREGORIOS COLLEGE
POTTARAKARA

DEPARTMENT OF CHEMISTRY
University Result Analysis

Programme : M. Sc. Chemistry


Sl. No.	Year / Batch	No. of students appeared	No. of students passed	Pass Percentage	No. of Distinction	No. of First Class	No. of Second Class	No. of Third Class
1	2014-16	13	12	92.31				Nil
2	2015-17	12	10	83.33				Nil
3	2016-18	13	10	76.92				Nil
4	2017-19	12	8	66.66				Nil
5	2018-20	15	11	73.33	7	4		Nil


MSc Chemistry





Programme: B. Sc Chemistry

Sl. No.	Year / Batch	No. of students appeared	No. of students passed	Pass Percentage	Remark
1	2013-16	43	37	86.04	
2	2014-17	43	29	67.44	
3	2015-18	49	44	89.79	
4	2016-19	39	33	84.62	
5	2017-20	43	29	67.44	




 Dr. SUMAN ALEXANDER
 PRINCIPAL
 ST. GREGORIOS COLLEGE
 KOTTAKKARA

BSc Chemistry



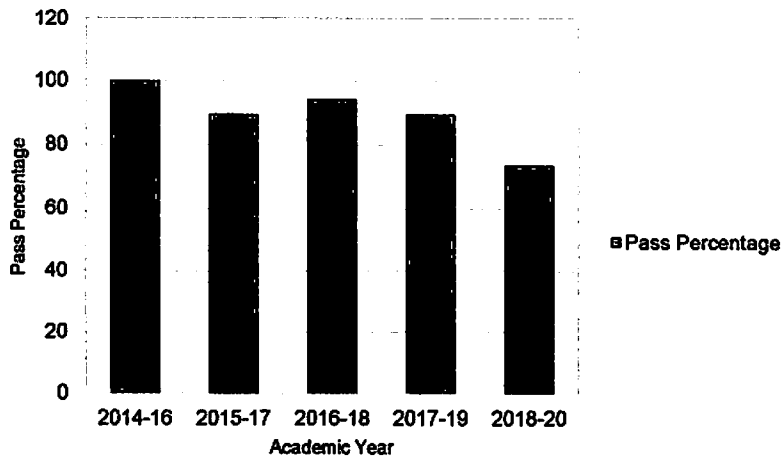
Dr. SUMAN ALMADIEDER
PRINCIPAL
ST. GREGORIOS COLLEGE
KOTTARAKARA

DEPARTMENT OF COMMERCE
University Result Analysis

Programme : M. Com.

Sl. No.	Year / Batch	No. of students appeared	No. of students passed	Pass Percentage	No. of Distinction	No. of First Class	No. of Second Class	No. of Third Class	Remark
1	2014-16	19	19	100	0	15	4	0	
2	2015-17	19	17	89.47	0	17	0	0	
3	2016-18	18	17	94.4	3	14	0	0	
4	2017-19	19	17	89.47	1	15	1	0	
5	2018-20	23	17	73.91	5	12	0	0	


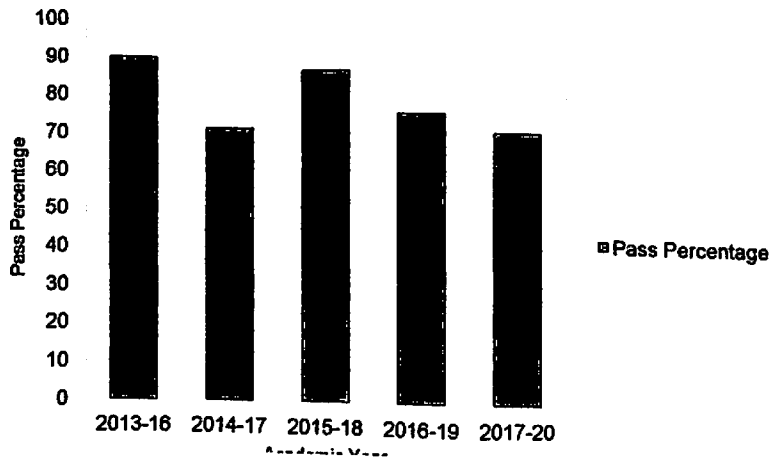
M. Com.



Programme: B. Com.

Sl. No.	Year / Batch	No. of students appeared	No. of students passed	Pass Percentage	Remark
1	2013-16	51	46	90.2	
2	2014-17	87	62	71.26	
3	2015-18	101	88	87.13	
4	2016-19	99	75	75.76	
5	2017-20	96	68	70.83	

B. Com.




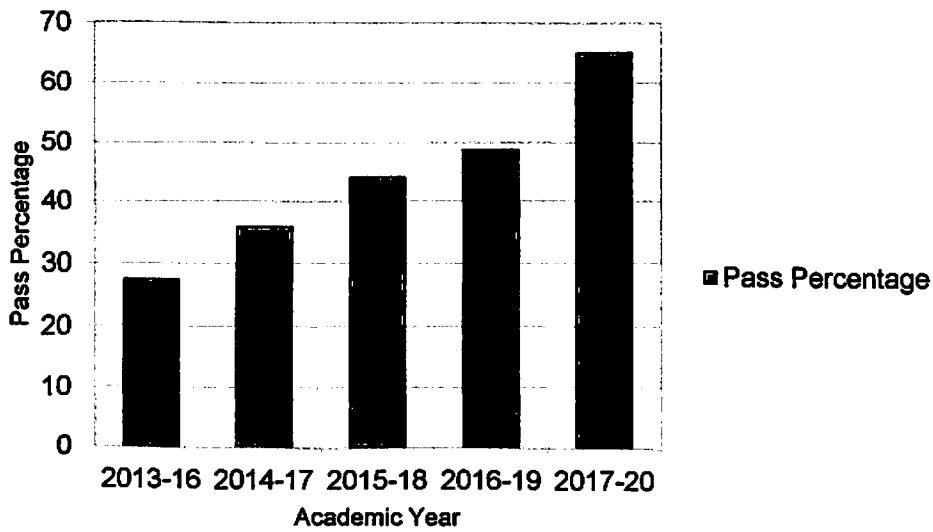
Dr. SUMAN ALEXANDER
PRINCIPAL
ST. GREGORIOS COLLEGE
KOTTARAKARA

DEPARTMENT OF BOTANY
University Result Analysis

Programme: B. Sc Botany

Sl. No.	Year / Batch	No. of students appeared	No. of students passed	Pass Percentage	Remark
1	2013-16	40	11	27.5	
2	2014-17	39	14	35.89	
3	2015-18	43	19	44.18	
4	2016-19	43	21	48.84	
5	2017-20	43	28	65.12	

BSc Botany




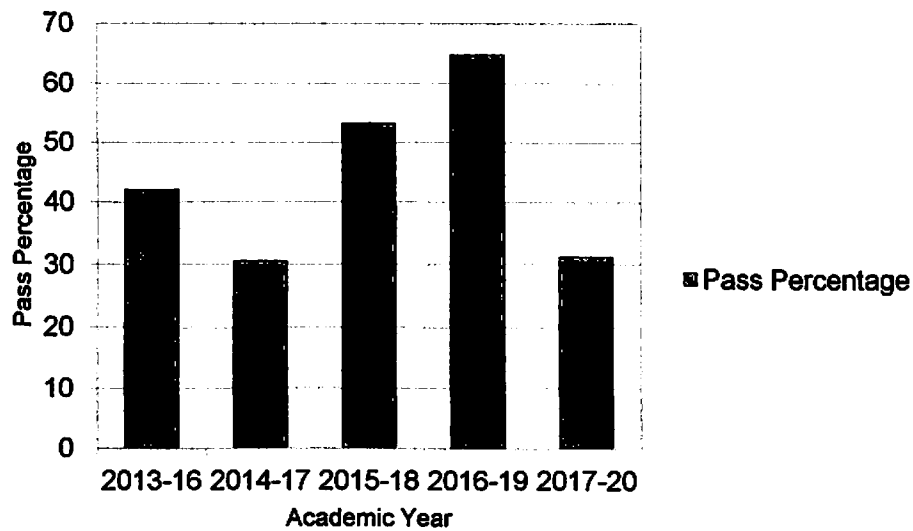
Dr. SUMAN ALEXANDER
PRINCIPAL
ST. GREGORIOS COLLEGE
KOTTARAKARA

DEPARTMENT OF POLITICAL SCIENCE
University Result Analysis

Programme: B. A Political Science

Sl. No.	Year / Batch	No. of students appeared	No. of students passed	Pass Percentage	No. of Distinction	No. of First Class	No. of Second Class	No. of Third Class	Remark
1	2013-16	38	16	42.11	Nil	14	2	Nil	
2	2014-17	36	11	30.56	Nil	7	4	Nil	
3	2015-18	45	24	53.33	Nil	20	2	2	
4	2016-19	37	24	64.86	Nil	20	3	1	
5	2017-20	48	15	31.25	Nil	9	6	Nil	

B.A. Political Science



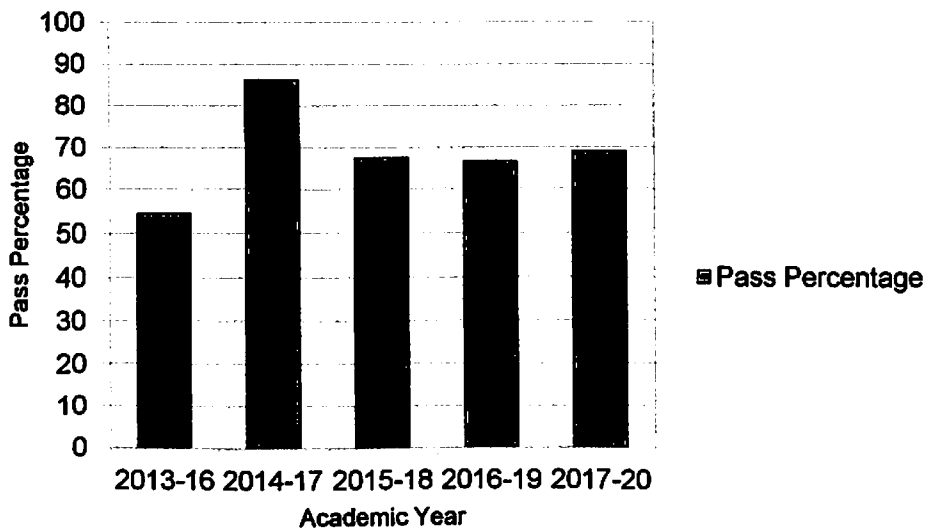
Dr. SUMAN ALEXANDER
 PRINCIPAL
 ST. GREGORIOS COLLEGE
 KOTTARAKKARA

DEPARTMENT OF ZOOLOGY
University Result Analysis

Programme: B. Sc Zoology

Sl. No.	Year / Batch	No. of students appeared	No. of students passed	Pass Percentage	Remark
1	2013-16	33	18	54.55	
2	2014-17	44	38	86.36	
3	2015-18	37	25	67.57	
4	2016-19	39	26	66.67	
5	2017-20	42	29	69.05	

BSc Zoology



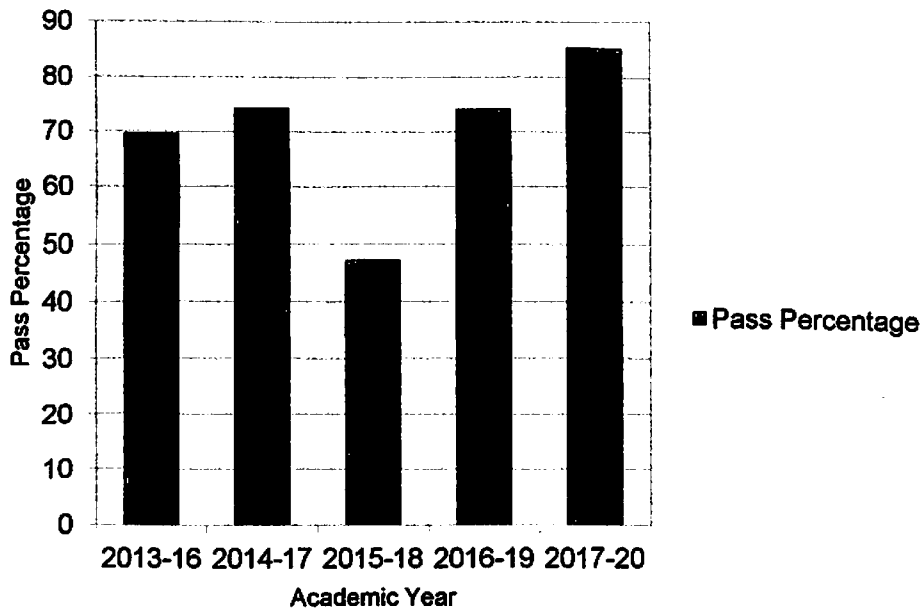
Dr. SUMON ALEX. PERK
 PRINCIPAL
 ST. GREGORIOS COLLEGE
 KOTTARAKKARA

DEPARTMENT OF ENGLISH
University Result Analysis

Programme: B. A. English and Communicative English

Sl. No.	Year / Batch	No. of students appeared	No. of students passed	Pass Percentage	Remark
1	2013-16	33	23	69.7	
2	2014-17	35	26	74.29	
3	2015-18	36	17	47.22	
4	2016-19	31	23	74.19	
5	2017-20	34	29	85.29	

B. A. English and Communicative English



Dr. SUMAN ALEXANDER
 PRINCIPAL
 ST. GREGORIOS COLLEGE
 KOTTARAKKUDA